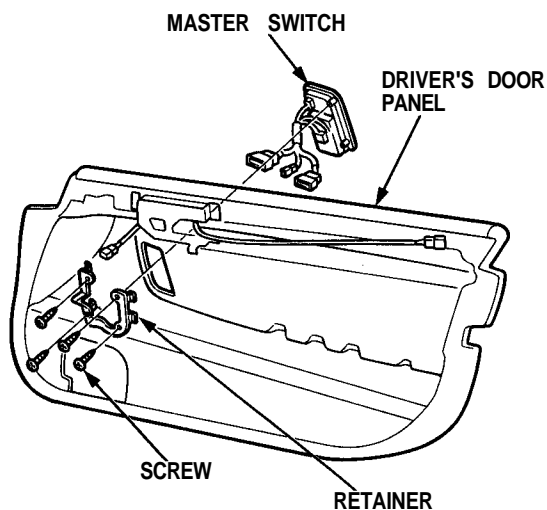


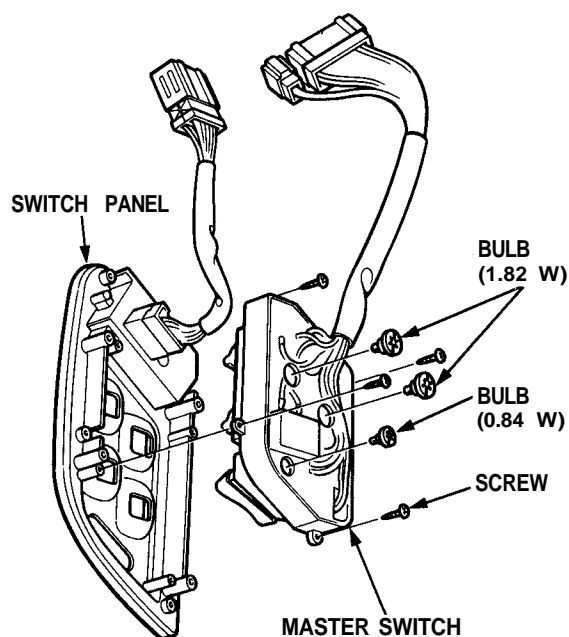
Power Windows

Master Switch Replacement

1. Remove the driver's door panel (see [section 20](#)), then disconnect all of the connectors from the door panel.
2. Remove the switch from the door panel by removing the screws and the retainer.



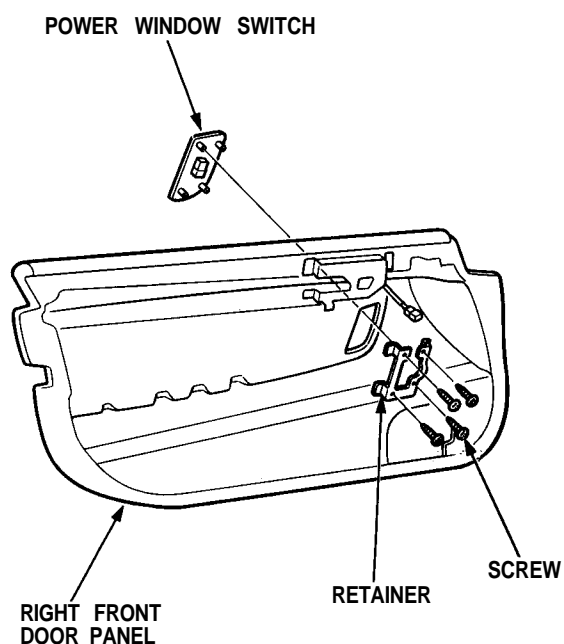
3. Remove the master switch from the switch panel by removing the screws.



Passenger's Switch Replacement

Right Front Switch:

1. Remove the right front door panel (see [section 20](#)), then disconnect all of the connectors from the door panel.
2. Remove the switch from the door panel by removing the screws and retainer.



3. Remove the power window switch from the switch panel by removing the two screws.

